




# Writer's Workshop Unit

## Sharing and Presenting

Mini Lesson	Lesson Summary		Materials
<p><b>Introduce "Sharing" and "Presenting"</b></p>	<p>Revisit <u>The Author with the Fancy Purple Pen</u> by Rozanne Lanczak Williams. Discuss the stages of the writing process that have already been introduced. Remind students that PREWRITING is "getting ready to write," DRAFTING is "getting words down on paper," EDITING is "making my writing readable, understandable, and enjoyable," and CONFERRING is "getting feedback on my writing from another writer," REVISING is "making my message clear and interesting," and PUBLISHING is "finishing your story for your final share/presentation."</p> <p>Share, "Today we will learn about the final step of the Writing Process called SHARING or PRESENTING. SHARING or PRESENTING is "telling your audience your story." Say, "You've worked very hard on your project, and sharing it with others is a great way to finish it. In our classroom, you will have MANY opportunities to share your projects. We will learn more about how we SHARE or PRESENT projects in our classroom."</p>		<ul style="list-style-type: none"> <li>The Author with the Fancy Purple Pen by Rozanne Lanczak Williams</li> </ul>  <ul style="list-style-type: none"> <li>Anchor Chart Materials for Writing Process Charts</li> </ul> <p>OR</p> <ul style="list-style-type: none"> <li>Premade Writing Process Chart from Teacher Store</li> </ul> <p>OR</p> <ul style="list-style-type: none"> <li>Premade Writing Process Chart that you Created</li> </ul>
			

Created and Written by Jessica Meacham at [www.jmeacham.com](http://www.jmeacham.com).













© 2003 – 2011



<http://creativecommons.org/licenses/by-nc-sa/3.0/>

# Writer's Workshop Unit

## Sharing and Presenting

Mini Lesson	Lesson Summary	Materials																
<p><b>When We Can Share</b></p>	<p>Gather students around the meeting area. Ask, "Did any of your kindergarten classes have <i>Show-and-Tell</i> last year?" Allow for brief discussion. Say, "We will not have <i>Show-and-Tell</i> this year, but you will have many opportunities to share or present stories or projects to your classmates." Display the chart.</p> <div data-bbox="348 444 1633 1203" style="border: 2px solid black; padding: 10px; text-align: center;"> <h3 style="margin: 0;">Sharing and Presenting Times</h3> <table border="1" style="width: 100%; border-collapse: collapse;"> <thead> <tr style="background-color: #f2f2f2;"> <th style="width: 25%;">After Morning Meeting</th> <th style="width: 25%;">After Daily 5 Sessions</th> <th style="width: 25%;">After Writer's Workshop</th> <th style="width: 25%;">After BEE Book Time</th> </tr> </thead> <tbody> <tr> <td style="text-align: center;">  </td> <td style="text-align: center;">  </td> <td style="text-align: center;">  </td> <td style="text-align: center;">  </td> </tr> <tr> <td> <ul style="list-style-type: none"> <li>Special Things From Home (Awards, Collections, Projects)</li> <li>A Book You Want to Read to Us</li> <li>Special News That You Have</li> </ul> </td> <td> <ul style="list-style-type: none"> <li>Something You've Learned During the Last Session of D5</li> </ul> </td> <td> <ul style="list-style-type: none"> <li>Your Story</li> <li>Comments, Questions, Suggestions, or Connections You Have to Someone's Story that Has Been Shared</li> </ul> </td> <td> <ul style="list-style-type: none"> <li>Work that You Did During D5 (posters, cards, letters, books, stories, art, and other projects)</li> <li>Special Things From Home (Awards, Collections, Projects)</li> <li>A Book You Want to Read to Us</li> <li>Special News That You Have</li> </ul> </td> </tr> <tr style="background-color: #f2f2f2;"> <td colspan="4" style="text-align: center; padding: 5px;"> <p>ALWAYS let Mrs. Meacham know you'd like to share. She will write your name down and check to see if there is time.</p> </td> </tr> </tbody> </table> </div> <p>Say, "We will have four times during our day where some students will have opportunities to share." Ask the class, "When do you think would be a good time for students in our class to share?" Allow time for a brief discussion. Conclude that there will be four share times. Label the chart accordingly. Say, "We will add pictures later, but for now, let's talk about what can be shared during each of these for times." Lead the discussion and establish what types of things can be shared during each part of the chart. Remind students that pictures will be added later for a visual reminder.</p>	After Morning Meeting	After Daily 5 Sessions	After Writer's Workshop	After BEE Book Time					<ul style="list-style-type: none"> <li>Special Things From Home (Awards, Collections, Projects)</li> <li>A Book You Want to Read to Us</li> <li>Special News That You Have</li> </ul>	<ul style="list-style-type: none"> <li>Something You've Learned During the Last Session of D5</li> </ul>	<ul style="list-style-type: none"> <li>Your Story</li> <li>Comments, Questions, Suggestions, or Connections You Have to Someone's Story that Has Been Shared</li> </ul>	<ul style="list-style-type: none"> <li>Work that You Did During D5 (posters, cards, letters, books, stories, art, and other projects)</li> <li>Special Things From Home (Awards, Collections, Projects)</li> <li>A Book You Want to Read to Us</li> <li>Special News That You Have</li> </ul>	<p>ALWAYS let Mrs. Meacham know you'd like to share. She will write your name down and check to see if there is time.</p>				<ul style="list-style-type: none"> <li>materials for "Sharing and Presenting Times" chart</li> </ul>
After Morning Meeting	After Daily 5 Sessions	After Writer's Workshop	After BEE Book Time															
																		
<ul style="list-style-type: none"> <li>Special Things From Home (Awards, Collections, Projects)</li> <li>A Book You Want to Read to Us</li> <li>Special News That You Have</li> </ul>	<ul style="list-style-type: none"> <li>Something You've Learned During the Last Session of D5</li> </ul>	<ul style="list-style-type: none"> <li>Your Story</li> <li>Comments, Questions, Suggestions, or Connections You Have to Someone's Story that Has Been Shared</li> </ul>	<ul style="list-style-type: none"> <li>Work that You Did During D5 (posters, cards, letters, books, stories, art, and other projects)</li> <li>Special Things From Home (Awards, Collections, Projects)</li> <li>A Book You Want to Read to Us</li> <li>Special News That You Have</li> </ul>															
<p>ALWAYS let Mrs. Meacham know you'd like to share. She will write your name down and check to see if there is time.</p>																		

Created and Written by Jessica Meacham at [www.jmeacham.com](http://www.jmeacham.com).


© 2003 – 2011



<http://creativecommons.org/licenses/by-nc-sa/3.0/>

# Writer's Workshop Unit

## Sharing and Presenting

Mini Lesson	Lesson Summary	Materials
<p><b>Jobs of Speaker and Audience</b></p>	<p>Gather the class. Share that today they will help you make a T-Chart for SHARING and PRESENTING. It will help us to know what jobs the speaker (sharer/presenter) has and what jobs the audience has. Display the T-Chart (empty/blank).</p> <div style="text-align: center;">  </div> <ul style="list-style-type: none"> <li style="display: inline-block; width: 45%; vertical-align: top;"> <ul style="list-style-type: none"> <li>• <i>Know what you are going to share and say</i></li> <li>• <i>Loud, clear voice</i></li> <li>• <i>Speak over notebook, paper, book, or project</i></li> </ul> </li> <li style="display: inline-block; width: 45%; vertical-align: top;"> <ul style="list-style-type: none"> <li>• <i>Eyes on speaker</i></li> <li>• <i>Ears on speaker</i></li> <li>• <i>Think about what speaker is sharing and saying</i></li> <li>• <i>Think about questions, comments, connections, or suggestions you have for the speaker</i></li> </ul> </li> </ul> <p>As a class, work together to create expectations for both role of speaker and audience.</p> <p>Discuss why it is important to act appropriately if you are a speaker. Discuss why it is important to follow the established expectations if you are an audience member.</p> <p>Discuss these expectations as they relate to the school's PBIS system-- Be Respectful, Be Responsible, and Be Safe.</p> <p>Conclude by reminding students of when we will have share and presentation times in our classroom.</p>	<ul style="list-style-type: none"> <li>• materials for "Speaker and Audience Jobs" chart</li> </ul>

Created and Written by Jessica Meacham at [www.jmeacham.com](http://www.jmeacham.com).

© 2003 – 2011



<http://creativecommons.org/licenses/by-nc-sa/3.0/>