




Writer's Workshop Unit

PUBLISHING

Mini Lesson	Lesson Summary		Materials
<p>Introduce "Sharing" and "Publishing"</p>	<p>Revisit <u>The Author with the Fancy Purple Pen</u> by Rozanne Lanczak Williams. Discuss the stages of the writing process that have already been introduced. Remind students that PREWRITING is "getting ready to write," DRAFTING is "getting words down on paper," EDITING is "making my writing readable, understandable, and enjoyable," and CONFERRING is "getting feedback on my writing from another writer," and REVISING is "making my message clear and interesting."</p> <p>Share, "Today we will learn about the another step of the Writing Process called PUBLISHING. When authors PUBLISH, they are finishing their story for the final audience share or presentation. Publishing is making your project in its BEST form."</p>		<ul style="list-style-type: none"> The Author with the Fancy Purple Pen by Rozanne Lanczak Williams  Anchor Chart Materials for Writing Process Charts <p>OR</p> <ul style="list-style-type: none"> Premade Writing Process Chart from Teacher Store <p>OR</p> <ul style="list-style-type: none"> Premade Writing Process Chart that you Created
			

Created and Written by Jessica Meacham at www.jmeacham.com.

























© 2003 – 2011



<http://creativecommons.org/licenses/by-nc-sa/3.0/>

Writer's Workshop Unit

PUBLISHING

Mini Lesson	Lesson Summary	Materials																
<p>How We Will Publish</p>	<p>Gather students around the meeting area. Ask, "Did any of your kindergarten classes have you publish books last year?" Allow for brief discussion. Say, "We will have many projects that we will publish. We will make them look the BEST that we can." Display the chart.</p> <div data-bbox="346 406 1633 1015" style="border: 1px solid black; padding: 10px; text-align: center;"> <h3>Ways We Will Publish</h3> <table border="1" style="width: 100%; text-align: center;"> <tr> <td style="width: 25%;">Illustrations</td> <td style="width: 25%;">Reports</td> <td style="width: 25%;">Books</td> <td style="width: 25%;">Letters</td> </tr> <tr> <td></td> <td></td> <td></td> <td></td> </tr> <tr> <td>Signs and Charts</td> <td>Movies</td> <td>Posters</td> <td>Cards</td> </tr> <tr> <td></td> <td></td> <td></td> <td></td> </tr> </table> </div> <p>Say, "We will work on many projects this year. We will have projects in math, reading, writing, science, and social studies. Some of these projects are extra special and we will publish them, because we want to share them with others. When we share with or present to others, we want the FINAL projects to look fantastic. We want it to be in the BEST shape possible." Ask, "What kinds of things to you think we will publish in our classroom?" Allow time for responses. As students respond with an answer that should be placed on the chart, add it. Fill in the missing spots as needed. Say, "We will add pictures to this chart later."</p> <p>As students create projects during Work on Writing (Independent Writing or Daily 5 or Centers...whatever you refer to it as in your classroom, encourage them to do their best job as they publish books, letters, and cards for their parents, brothers, sisters, and friends.</p> <p>As you take the class through a project that involves publishing (reports, posters, illustrations, movies, signs, charts, posters, books, etc.), try to set aside separate class time for the publishing part. In other words, I try to not take up Writer's Workshop time for publishing time. Of course, there are times it is necessary, but sometimes it can be avoided and can be scheduled at other times (computers, Daily 5 sessions, recess, science, social studies, etc).</p>	Illustrations	Reports	Books	Letters					Signs and Charts	Movies	Posters	Cards					<ul style="list-style-type: none"> materials for "Ways We Will Publish" chart
Illustrations	Reports	Books	Letters															
																		
Signs and Charts	Movies	Posters	Cards															
																		

Created and Written by Jessica Meacham at www.jmeacham.com.

© 2003 – 2011



<http://creativecommons.org/licenses/by-nc-sa/3.0/>