














# Roll a Flower

	Draw the center of the flower.	
	Draw one of the petals.	
	Draw the stem.	
	Draw one of the leaves.	
	Draw the grass.	
	Skip a turn.	

Your **Flower** is finished when it has all of these parts!



Teachers: *Use this dotted outline for students to use as a guide when drawing things that are rolled before the flower center is rolled.*

