


**WHAT DO I DO  
WHEN I'M  
STUCK ON A WORD?**



Tap each word you read.




# Check the picture.



Shake the blanket back and forth.

Get your mouth ready  
and sound out the word.



“bl”



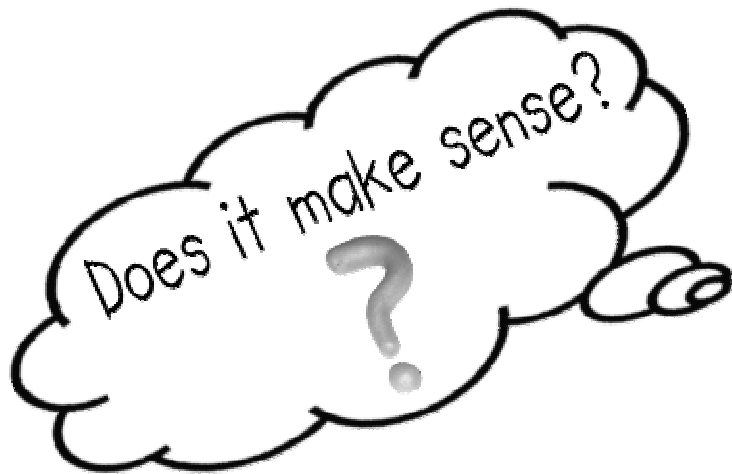
blanket

ASK:

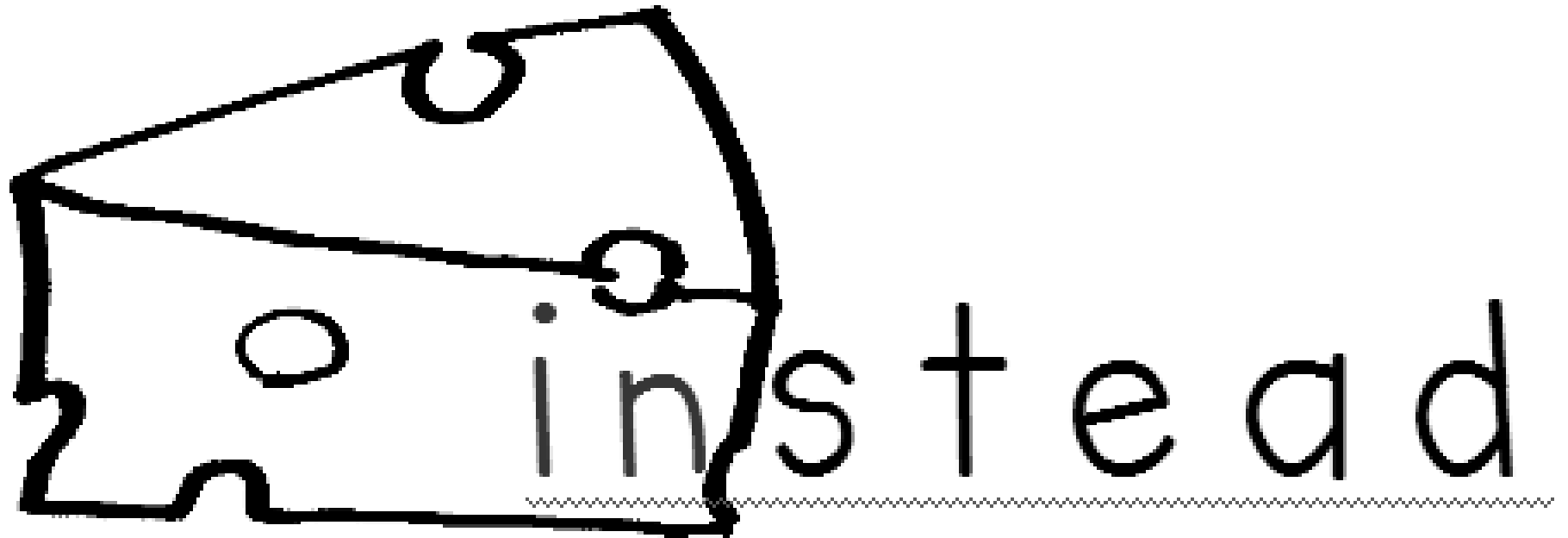
“Does it make sense?”

or


“What would make sense?”



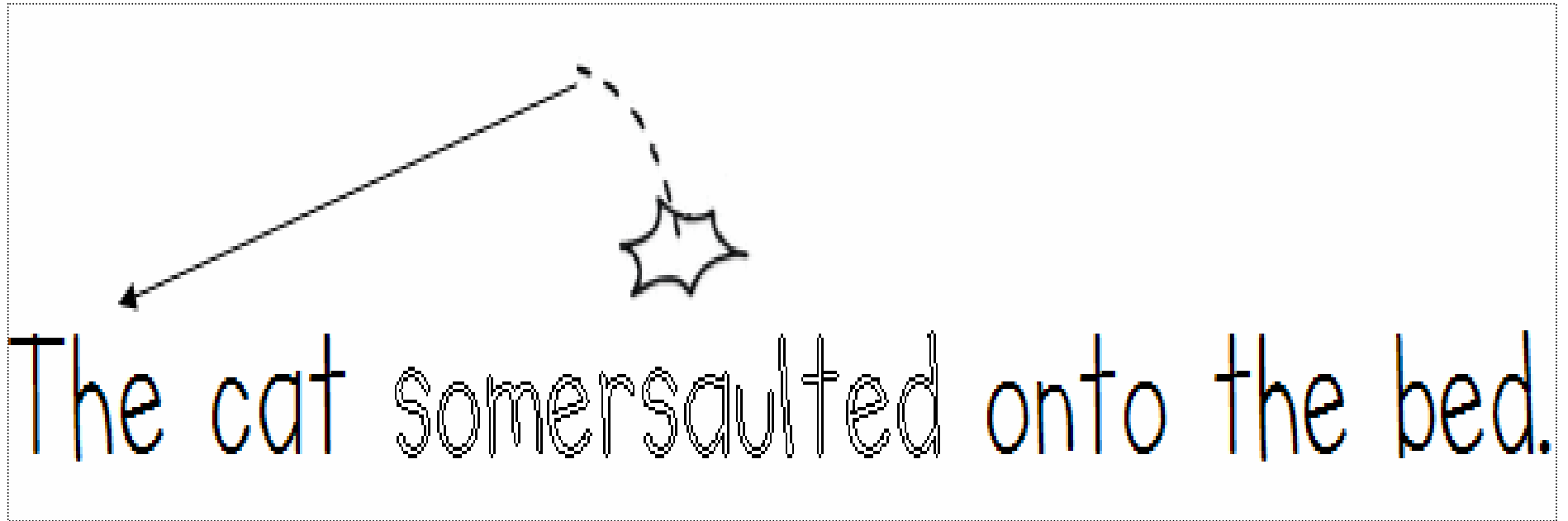
Look for chunks in the  
word that you know.



Make connections between  
words you know  
and  
words that are similar.



Reread the sentence.



Read ahead and then  
reread the sentence.

The cat somersaulted onto the bed.

The diagram illustrates a reading strategy for the sentence "The cat somersaulted onto the bed." It features a dotted rectangular border. Inside, the sentence is written in a simple, sans-serif font. Above the text, a series of arrows indicates the reading path: a horizontal arrow under "The", a diagonal arrow from "The" to "cat", a dashed diagonal arrow from "cat" to "somersaulted", a diagonal arrow from "somersaulted" to "onto", a horizontal arrow under "the", and a diagonal arrow from "the" to "bed.". A small starburst icon is positioned above the word "somersaulted".