

Reading



Phonemic Awareness ST1 A #2, 7, 8, 9

- Learn letters of the alphabet and can give the sound of the letters.
- Determine which words spoken orally begin with a given sound.
- Recognize and match words that rhyme.
- Recognize and match words that start with the same letter or sound.

Phonics and Word Structure ST1 A #1, 2, 3, 4

- Identify the letters of the alphabet by name and by sound.
- Identify and match most lower and upper case letters.
- Recognize own name and a small sight vocabulary based on high-frequency environmental print.
- Learn directional movement: left to right, top to bottom, left page to right page, front of book to back.

During Reading ST1 A #1, 2, 3, 4

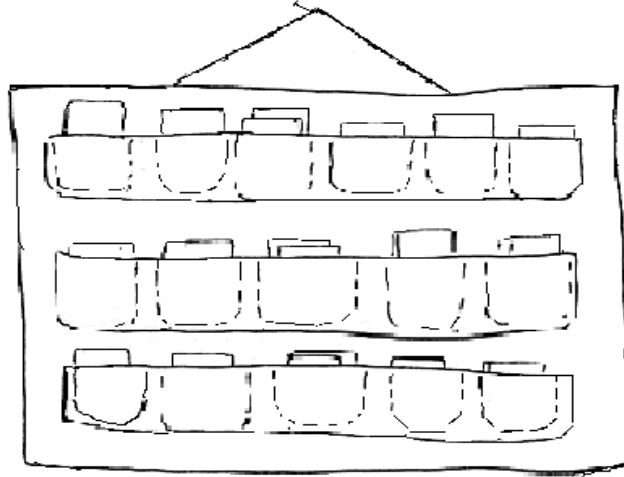
- Understand that print "talks"
- Use memory reading to "reread" familiar stories relying on memory, picture and/or print cues.
- Listen and develop a sense of story.
- Attend to text using some features of letters and words.

Reading ST2 G #5

- Show pleasure in being read to.

Sort	Read	Sequence	Build or Make	Match	Act Out	Write	Play a Game
	Around the Room						
	Class Library						
	Browsing Boxes						
	Read me a Book						
	Leap Pads						
	Reading Rings						
	ABC Charts						
	Familiar Books						

Pocket Chart



Phonemic Awareness ST1 A #2, 7, 8, 9

- Learn letters of the alphabet and can give the sound of the letters.
- Determine which words spoken orally begin with a given sound.
- Recognize and match words that rhyme.
- Recognize and match words that start with the same letter or sound.

Phonics and Word Structure ST1 A #1, 2, 3

- Identify the letters of the alphabet by name and by sound.
- Identify and match most lower and upper case letters.
- Recognize own name and a small sight vocabulary based on high-frequency environmental print.

Writing ST3 A #4, 5

- Use multiple letters to form words.
- Distinguish between capital or upper case and small or lower case letters.

Sort	Read	Sequence	Build or Make	Match	Act Out	Write	Play a Game
Shapes	Poems	Stories	Words	Words → Pictures			
Colors	Rhymes	Letters	Names	Sentences → Pictures			
Letters	Songs	Words		Opposites			
Rimes	Chants	Days of Week		Rimes			
Seasons		Months of Year					

Magnet Board



Phonemic Awareness ST1 A #2, 7, 9


- Learn letters of the alphabet and can give the sound of the letters.
- Determine which words spoken orally begin with a given sound.
- Recognize and match words that start with the same letter or sound.

Phonics and Word Structure ST1 A #1, 2, 3

- Identify the letters of the alphabet by name and by sound.
- Identify and match most lower and upper case letters.
- Recognize own name and a small sight vocabulary based on high-frequency environmental print.

Sort	Read	Sequence	Build or Make	Match	Act Out	Write	Play a Game
Letters		Letters	Words	Letters → Pictures	Stories		
		Numbers	Names				
		Stories	ABC Chart				
		Songs					
		Rhymes					
		Chants					

Names



Phonemic Awareness ST1 A #2, 7

- Learn letters of the alphabet and can give the sound of the letters.
- Determine which words spoken orally begin with a given sound.

Phonics and Word Structure ST1 A #1, 2, 3

- Identify the letters of the alphabet by name and by sound.
- Identify and match most lower and upper case letters.
- Recognize own name and a small sight vocabulary based on high-frequency environmental print.

Writing ST3 A #3, 4, 5

- Begin formation of letters that are upright, facing correctly, and readable.
- Use multiple letters to form words.
- Distinguish between capital or upper case and small or lower case letters.

Sort	Read	Sequence	Build or Make	Match	Act Out	Write	Play a Game
Names by # Letters	Name Books	Names	Name Plate			Names	Roll Say Keep
Names by Beg. Letter	Name Bottles		Name Envelopes				Spin A...
Names by Gender			Name Tins				Parking Lot
			Names Booklet				Bottled Up
			Spell a Name 5x				Connect Four
			BINGO Dot Names				Scrabble Words
			Name Cards				Syllable Clap
							Cube Toss

Writing



Phonemic Awareness ST1 A #2, 7

- Learn letters of the alphabet and can give the sound of the letters.
- Determine which words spoken orally begin with a given sound.

Phonics and Word Structure ST1 A #1, 3, 4

- Identify the letters of the alphabet by name and by sound.
- Recognize own name and a small sight vocabulary based on high-frequency environmental print.
- Learn directional movement: left to right, top to bottom, left page to right page, front of book to back.

Writing ST1 A #4; B #1-5

- Tell or draw about a topic with details that relate to the topic.
- Recognize the difference between print and illustration.
- Understand that their writing carries meaning.
- Begin connecting writing/pictures with self-expression.
- Use words or pictures to express personal feeling.
- Enjoy dictating or recording stories and poems.

Writing ST2 A #1; C #1-3

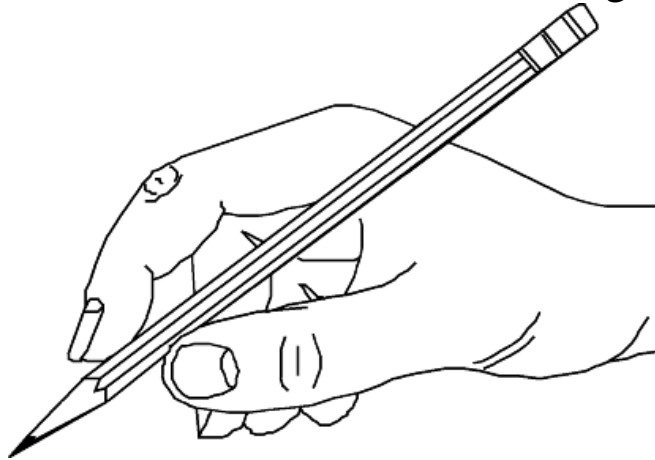
- Know directional movement (left to right, top to bottom)
- Draw pictures to illustrate stories and poems
- Use environmental print (signs, labels, or symbols) for labeling.
- Write or copy labels for pictures and simple stories.

Writing ST3 A #1-5

- Learn up to down orientation on the page.
- Learn left to right orientation on the page.
- Begin formation of letters that are upright, facing correctly, and readable.
- Use multiple letters to form words.
- Distinguish between capital or upper case and small or lower case letters.

Sort	Read	Sequence	Build or Make	Match	Act Out	Write	Play a Game
	Mailbox Mail		Emergent Reader			Story	
						Letter	
						Recipe	
						List	
						Postcard	
						Book	
						The Room	

Handwriting



Phonemic Awareness ST1 A #2, 7

- Learn letters of the alphabet and can give the sound of the letters.
- Determine which words spoken orally begin with a given sound.

Phonics and Word Structure ST1 A #1, 2, 3

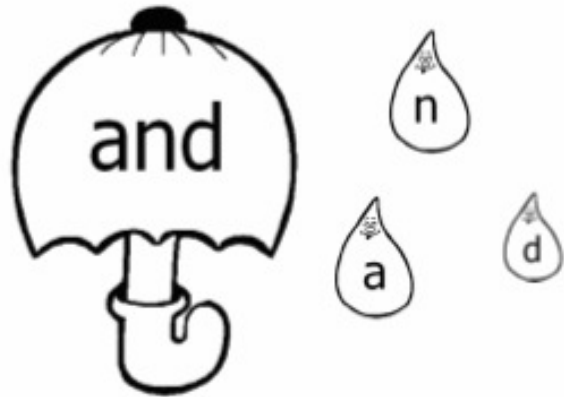
- Identify the letters of the alphabet by name and by sound.
- Identify and match most lower and upper case letters.
- Recognize own name and a small sight vocabulary based on high-frequency environmental print.

Writing ST3 A #3, 5

- Distinguish between capital or upper case and small or lower case letters.
- Begin formation of letters that are upright, facing correctly, and readable.

Sort	Read	Sequence	Build or Make	Match	Act Out	Write	Play a Game
			Textured ABCs			Names	
			Clay Letters			Letters	
						Numbers	
						Shapes	
						Shapes	
						Sentences	

Word Work



Phonemic Awareness ST1 A #2, 7, 8, 9

- Learn letters of the alphabet and can give the sound of the letters.
- Determine which words spoken orally begin with a given sound.
- Recognize and match words that rhyme.
- Recognize and match words that start with the same letter or sound.

Phonics and Word Structure ST1 A #1, 2, 3

- Identify the letters of the alphabet by name and by sound.
- Identify and match most lower and upper case letters.
- Recognize own name and a small sight vocabulary based on high-frequency environmental print.

Sort	Read	Sequence	Build or Make	Match	Act Out	Write	Play a Game
			Itty Bitty Word Book	Which Rhyme is It?		Phonics Windows	Roll Say Keep
			Scrambled Words	Word Puzzles			Spin A...
			Spell a Word 5x				Parking Lot
							Bottled Up
							Connect Four
							Scrabble Words
							Syllable Clap
							Cube Toss

Listening



Writing: ST1 C #1, D #1, G #1; ST2 A #3 & 4, C #1

- Listen to a big book or story.
- Listen to books, poetry, and fiction to become aware of different genre.
- Listen to read-alouds and is aware of the writer when the teacher asks, 'Who is telling this story?'
- Understand that a story has a beginning, middle, and an end.
- Identify a sequence, first, next, etc, from listening to literature.
- Draw pictures to illustrate stories and poems

Reading: ST2 A #1, D #1, G #1 - #4 - #5

- Identify elements of story such as main characters, beginning, middle, and end.
- Be able to tell who, what, where, when, after listening to a story.
- Listen and detect evidence indicating if a story is true or make-believe.
- Show pleasure in being read to.
- Pretend to read, talk about story and pictures.

Sort	Read	Sequence	Build or Make	Match	Act Out	Write	Play a Game
	Books on Tape		Color a Rhyme				Sound Tracks Games
	Author Studies		Glyphs				

Felt Board



Phonemic Awareness ST1 A #2, 7, 8, 9

- Learn letters of the alphabet and can give the sound of the letters.
- Determine which words spoken orally begin with a given sound.
- Recognize and match words that rhyme.
- Recognize and match words that start with the same letter or sound.

Phonics and Word Structure ST1 A #1, 2, 3

- Identify the letters of the alphabet by name and by sound.
- Identify and match most lower and upper case letters.
- Recognize own name and a small sight vocabulary based on high-frequency environmental print.

Reading ST2 A #3

- Act out a story based on understanding of the story.

Sort	Read	Sequence	Build or Make	Match	Act Out	Write	Play a Game
		Stories	Words	Words → Pictures	Stories		
		Letters	Names	Sentences → Pictures			
				Names → Pictures			

ABC

ABC

ABC

Phonemic Awareness ST1 A #2, 7, 8, 9

- Learn letters of the alphabet and can give the sound of the letters.
- Determine which words spoken orally begin with a given sound.
- Recognize and match words that rhyme.
- Recognize and match words that start with the same letter or sound.

Phonics and Word Structure ST1 A #1, 2, 3

- Identify the letters of the alphabet by name and by sound.
- Identify and match most lower and upper case letters.
- Recognize own name and a small sight vocabulary based on high-frequency environmental print.

Sort	Read	Sequence	Build or Make	Match	Act Out	Write	Play a Game
ABC Sound Tubs	ABC Books	Letters	ABC Books	Letters → Pictures			Roll Say Keep
Fun Fonts		ABC Bottles	ABC Charts	Clothespin ABCs			Spin A...
Pocket Chart Sort				Which Letter?			Parking Lot
				Letter Search			Bottled Up
				↑ and ↓ Letters			Connect Four
				ABC Puzzles			Cube Toss